


Mink

MI 1502 BV/BP



MI 1502 BV

Description

The Busch Mink MI 1502 is a single-stage, dry rotary claw-type, positive displacement pump designed for either pressure or vacuum applications.

Vacuum or pressure is produced by two non-contacting rotors in an oil-free pumping chamber. The dry, non-contacting design makes the Mink ideal for pneumatic conveying, printing, soil remediation, and any application where dust particles may be present. Wearing parts are separated from the pumping chamber which leads to a longer pump life with low maintenance.

Features

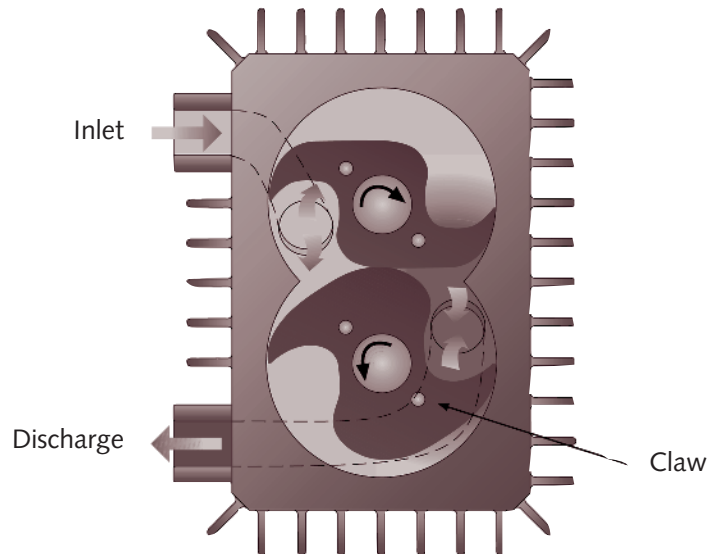
- Non-contacting design
- Dry (oil-free) pumping chamber
- Air-cooled
- Low maintenance – no wear in pumping chamber
- Simple, modular construction
- Suitable for variable speed applications
- Integral relief valve

Standard Equipment

- TEFC motor
- Vibration isolators
- Base frame
- Electric cooling fan
- Oil sight glass
- Grease zerk fittings
- Pressure relief valve (pressure models)
- Inlet filter (pressure models)
- Inlet silencer (pressure models)
- Anti-suck-back valve on inlet (vacuum models)
- Inlet screen (vacuum models)
- Vacuum relief valve (vacuum models)
- Discharge silencer (vacuum models)

Dry Rotary Claw Pressure or Vacuum Pumps

Operating Principle



Operating Principle

Inside the pump housing, two claw shaped rotors take in air as they rotate in opposite directions. The air is compressed by the rotors, then discharged through a silencer to atmosphere. The non-return valve incorporated into the inlet flange prevents air from back flowing into the pumping chamber when the pump is turned off.

Mink MI dry rotary claw direct drive pumps are driven by a C-face motor, and the two rotors are synchronized by gears. A wide range of accessories allows optimum adaptation to many applications.

Accessories

- Variable frequency drives
- Pressure transmitters
- Inlet filters

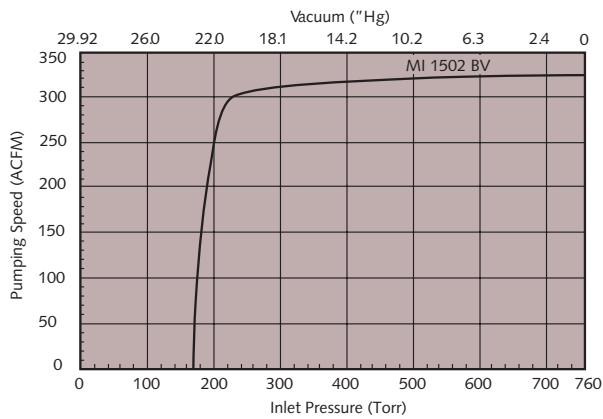
Applications

- Wood industry
- Pneumatic conveying
- Transport and lifting systems
- Medical technology
- Central vacuum systems
- Packaging
- Plastics
- Food processing
- Printing
- Ceramics and brick
- Environmental technology
- Vacuum sewage
- Textiles
- Paper industry
- Beverage industry

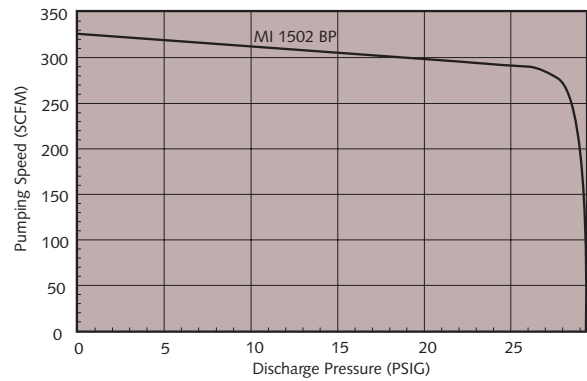


Technical Data

Pumping Speed vs. Inlet Pressure



Pumping Speed vs. Discharge Pressure



Technical Data		1502 BV	1502 BP
Nominal pumping speed	ACFM	325	–
Nominal pumping speed	SCFM	–	325
Free air displacement	CFM	376	376
End vacuum	"Hg	23.4	–
End vacuum	Torr	165	–
Maximum pressure	PSIG	–	29.4
Motor rating	HP	15	40
Motor speed	RPM	3600	3600
Approximate weight	Lbs.	950	1350
Sound rating*	dB(A)	88	92

*DIN EN ISO 2151

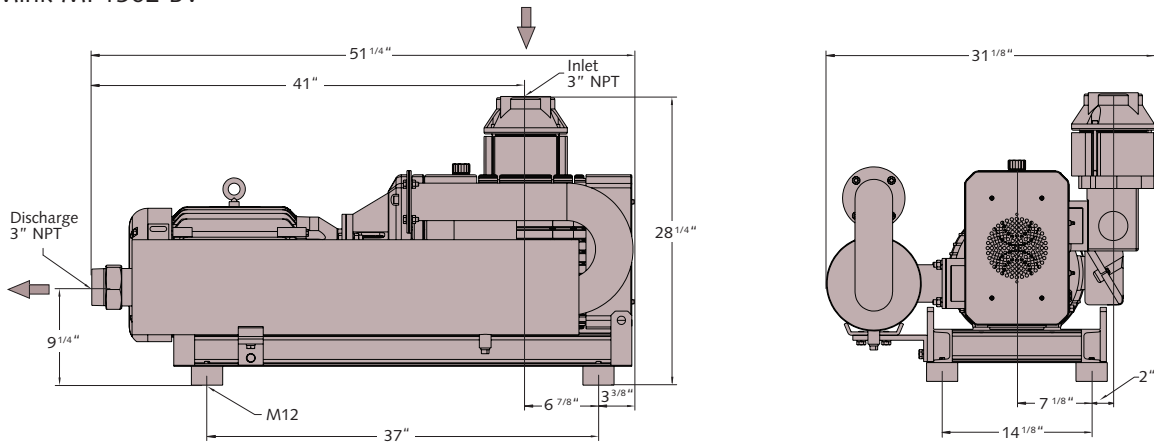
Performance data based on ambient conditions of 14.7 PSIA and 70° F, and have a tolerance of +/- 10%.

Dry Rotary Claw Pressure or Vacuum Pumps

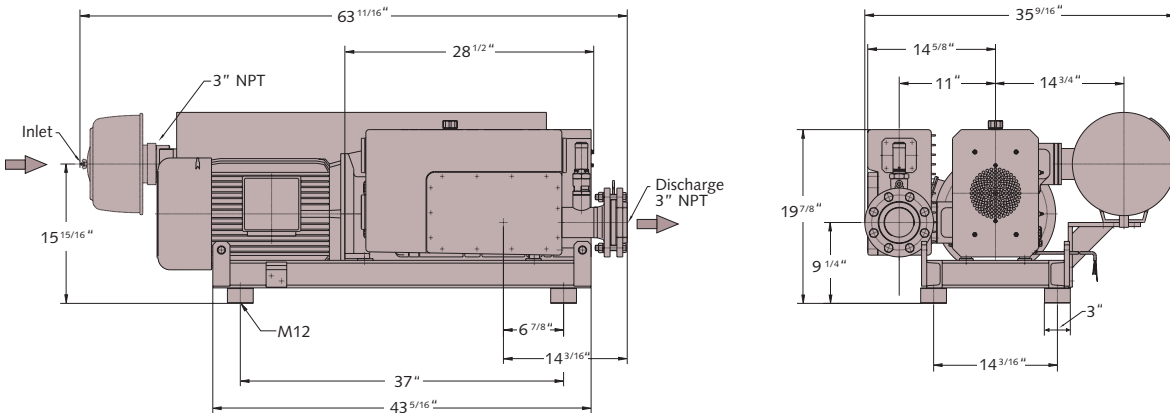


Dimensions


Mink MI 1502 BV



Mink MI 1502 BP



All dimensions in inches unless otherwise noted.



Busch - all over the world in industry

ISO 9001 Registered Company

**Busch LLC 516 Viking Drive Virginia Beach, VA 23452
Phone (757) 463-7800 Fax (757) 463-7407**

**www.buschusa.com
1-800-USA-PUMP**

Amsterdam Auckland Bangkok Barcelona Basel Birmingham Brno Brussels Budapest Buenos Aires Copenhagen Dublin Gothenborg Helsinki Istanbul Johannesburg Kuala Lumpur Maulburg Melbourne Milan Monterrey Montreal Moscow New York Oslo Paris Pune Santiago de Chile São Paulo Seoul Shanghai Singapore Taipei Tel Aviv Tokyo Vienna Warsaw